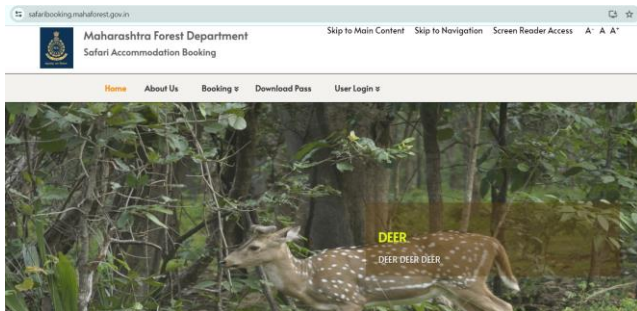


Safari Booking Information

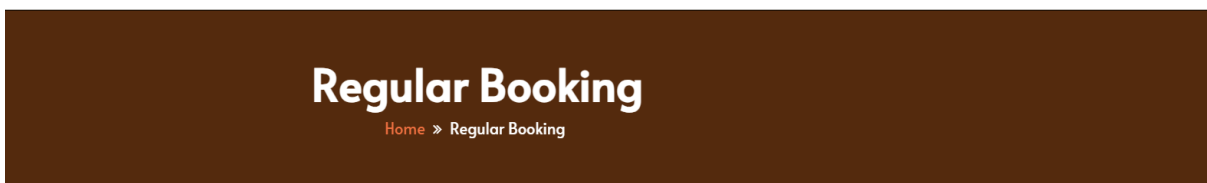
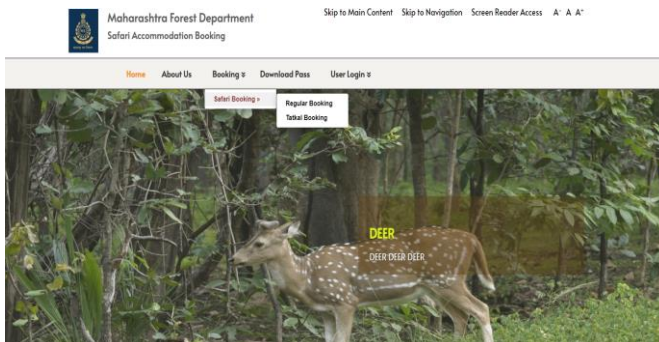
Steps to View/Book Safari:

1) Go to Website > <https://safaribooking.mahaforest.gov.in/>



2) To View Safari Information:

Go To Booking Menu > Safari Booking > Click Regular Booking > Select Jungle, Zone, Vehicle, Date > Click Search



Eco-Tourist Place :

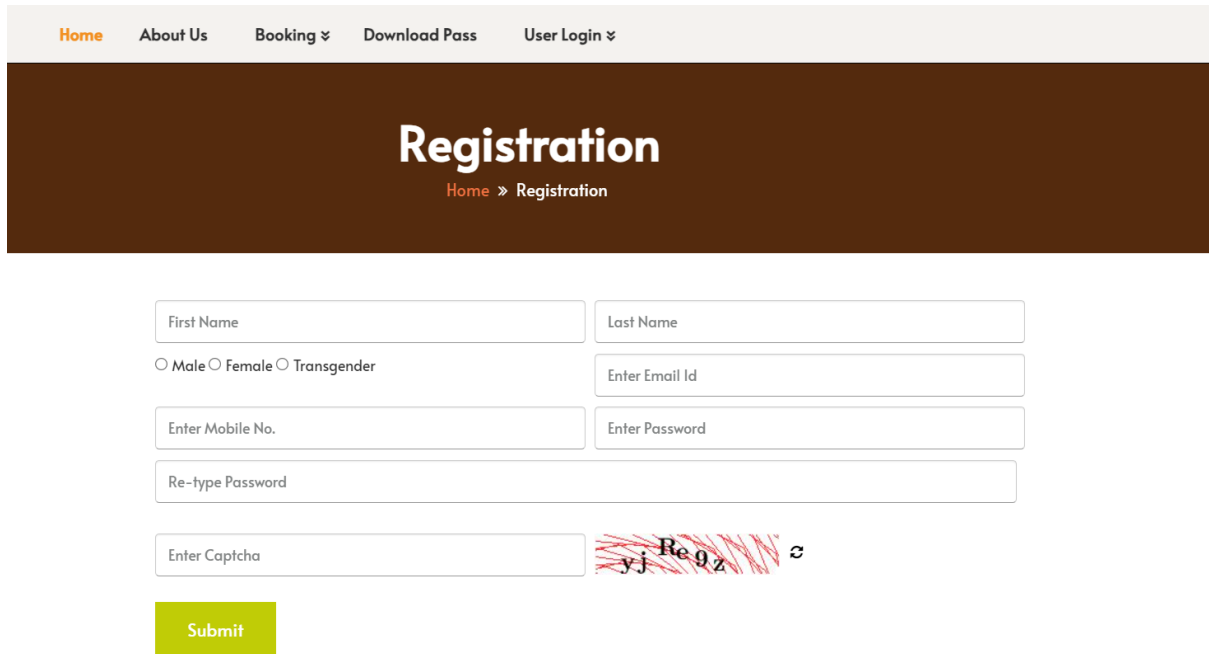
Zone :

Select Vehicle :

Date Of Booking :

3) To Book Jungle Safari:


Go To User Login Menu> Select Sign Up> Fill the Registration Form & Verify OTP



The screenshot shows a web application's registration page. At the top, there is a navigation bar with links: Home, About Us, Booking, Download Pass, and User Login. Below this is a dark brown header with the word "Registration" in large white font, and a breadcrumb trail "Home » Registration". The main form area is white and contains several input fields: "First Name", "Last Name", "Enter Email Id", "Enter Mobile No.", "Enter Password", and "Re-type Password". There are also radio buttons for "Male", "Female", and "Transgender". A captcha field is present with a distorted image of the text "y j Re. g z" and a refresh icon. A green "Submit" button is located at the bottom left of the form.

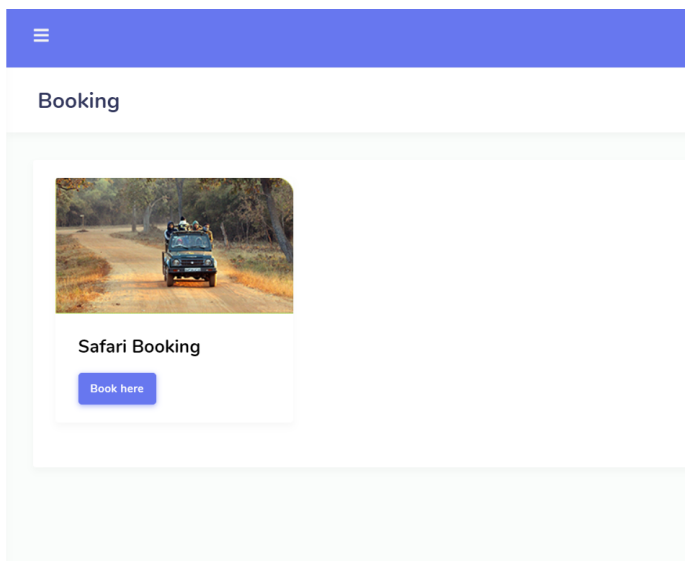
4) Login & Complete the KYC Process

[It is must else Safari Booking option will not work]

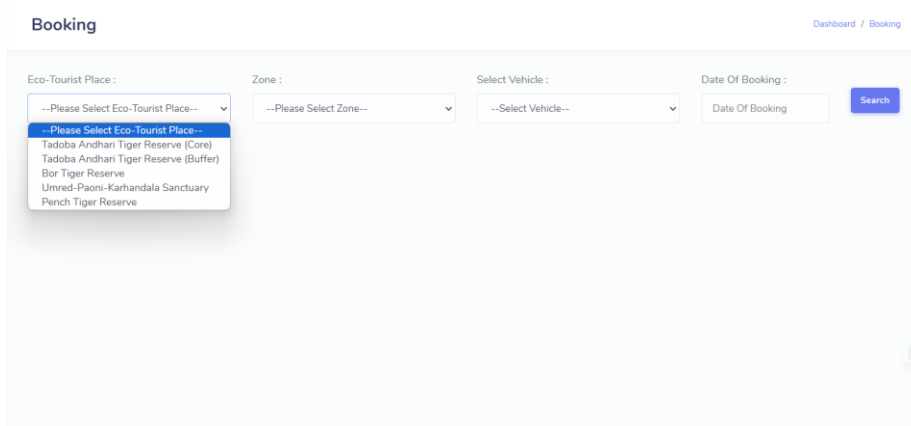


The screenshot shows a login form on a light green background. At the top center is the logo of the National Forest Guard, featuring a crown and a shield with a tree and a lion, with the motto "सर्वस्य सर्वे भवेत्" below it. The form is titled "Sign In" and contains the following elements: an "Email ID" field with the placeholder "Enter Email ID", a "Password" field with the placeholder "Enter Password", a captcha field with a distorted image of the text "98 3061" and a refresh icon, and a "Login" button. At the bottom of the form, there are two links: "New Registration" and "Forgot Password".

5) Go to Dashboard > In Safari Booking Click Book Here



6) Safari Booking Menu Will Get Activated> Click on Safari Booking Drop-down & Select Jungle, Zone, Vehicle, Date> Click Search



7) Click on Available Number

Booking Dashboard / Booking

Eco-Tourist Place : Zone : Select Vehicle : Date Of Booking :

| Gate | 30/03/2024 (Sat) | | 31/03/2024 (Sun) | | 01/04/2024 (Mon) | | 02/04/2024 (Tue) | | 03/04/2024 (Wed) | |
|-----------------------|------------------|-----------|------------------|-----------|------------------|-----------|------------------|-------------|------------------|-----------|
| | Morning | Afternoon | Morning | Afternoon | Morning | Afternoon | Morning | Afternoon | Morning | Afternoon |
| Moharli Gate (Core) | Booked | Booked | Booked | 10 | Booked | 12 | Gate Closed | Gate Closed | 14 | 11 |
| Khutwanda Gate (Core) | Booked | Booked | Booked | 3 | Booked | 4 | Gate Closed | Gate Closed | Booked | 2 |

8) Fill the Tourist Details Form Complete & Pay the Charges Online

Vehicle Booking Dashboard / Vehicle Booking

Sanctuary : Tadoba Andhari Tiger Reserve (Core) Zone : Moharli Zone (Core) Gate : Moharli Gate (Core) Date Of Booking : 31/03/2024 (Sun) Slot : Afternoon

Vehicle Name : Gypsy Entry Fee : 8000 No. Of Person :

Eco-Tourist Details

| Tourist Name | Gender | Age | Country | Identity Type | Identity No. |
|---|---|--|------------------------------------|--|---|
| <input type="text" value="Tourist Name"/> | <input type="radio"/> Male <input type="radio"/> Female <input type="radio"/> Transgender | <input type="text" value="-- Select Age--"/> | <input type="text" value="India"/> | <input type="text" value="--Select Identity--"/> | <input type="text" value="Identity No."/> |